



# Palo Verde

2023-2024 Student Survey  
Fall 2023

# Summary

Topic Description

Results

Comparison

---

Academic preparation

88







# School Safety

Your average

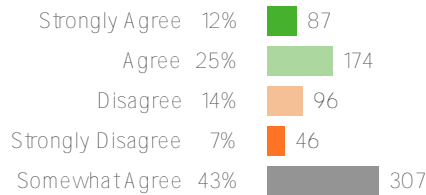
# 63%

717 responses

District average: **70%** Washington Elementary School District

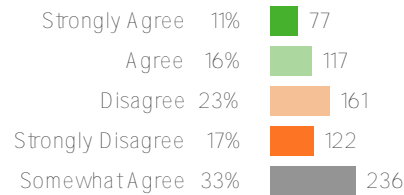
How did people respond?

Q.1: Students in my school can disagree with each other without using physical contact.



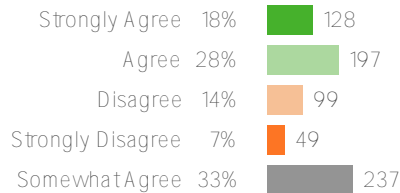
Favorable: **65%**

Q.2: Students in my school do not bully other students.



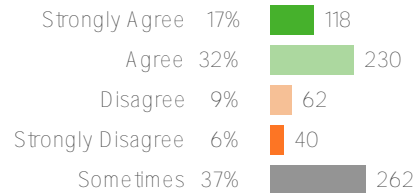
Favorable: **41%**

Q.3: I do not worry about my physical safety while at school.



Favorable: **69%**

Q.4: If a student is bullied in school, they know how to get help.



Favorable: **77%**



# Self-Management

Your average

70%

717 responses

District average: 70% Washington Elementary School District

How did people respond?

---

Q.1: How often do you remain calm, even when someone is bothering you or saying bad things?

Almost All the Time 18%  128

Frequently 20%  142

0

---

Favorable: 55%



# Social Awareness

Your average

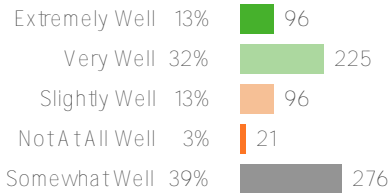
# 70%

717 responses

District average: **79%** Washington Elementary School District

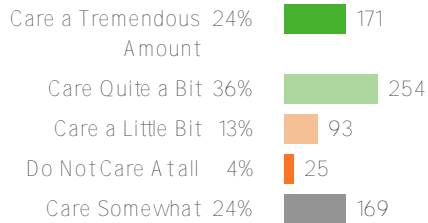
How did people respond?

Q.1: How well do you understand other people's thoughts and ideas?



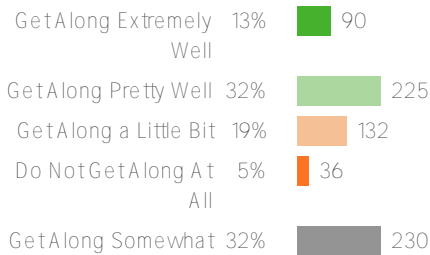
Favorable: **73%**

Q.2: How much do you care about other people's feelings?



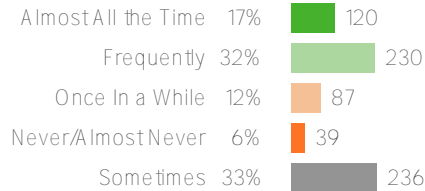
Favorable: **78%**

Q.3: How well do you get along with students you don't know?



Favorable: **65%**

Q.4: How often do you support other students?



Favorable: **74%**







# Supportive Relationships

Your average

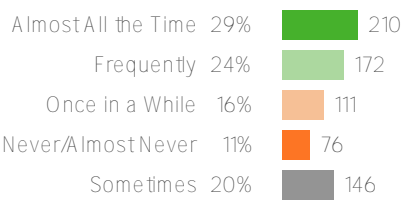
# 79%

717 responses

District average: **85%** Washington Elementary School District

How did people respond? \_\_\_\_\_

Q.1: I believe I have a teacher or other adult from school who supports me.



Favorable: **67%**

Favorable: **85%**